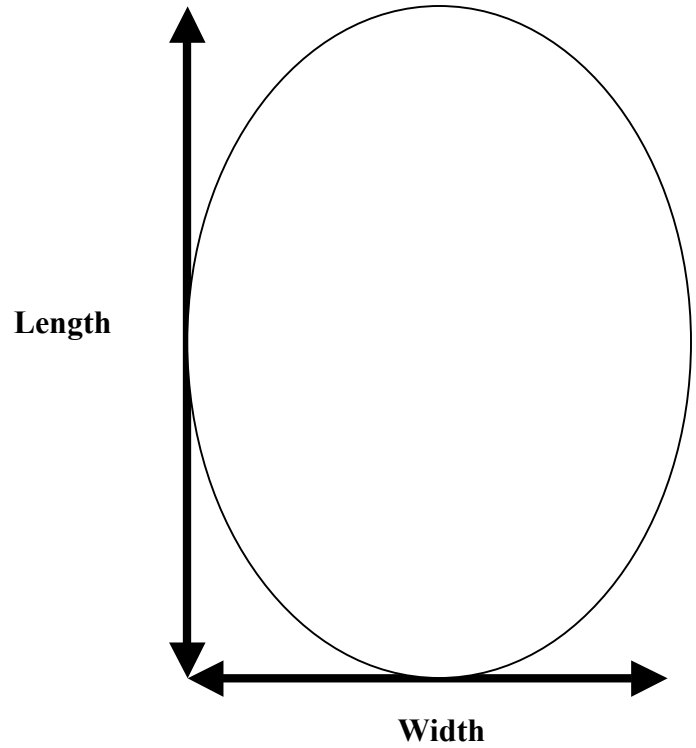


My Dog's Tracks

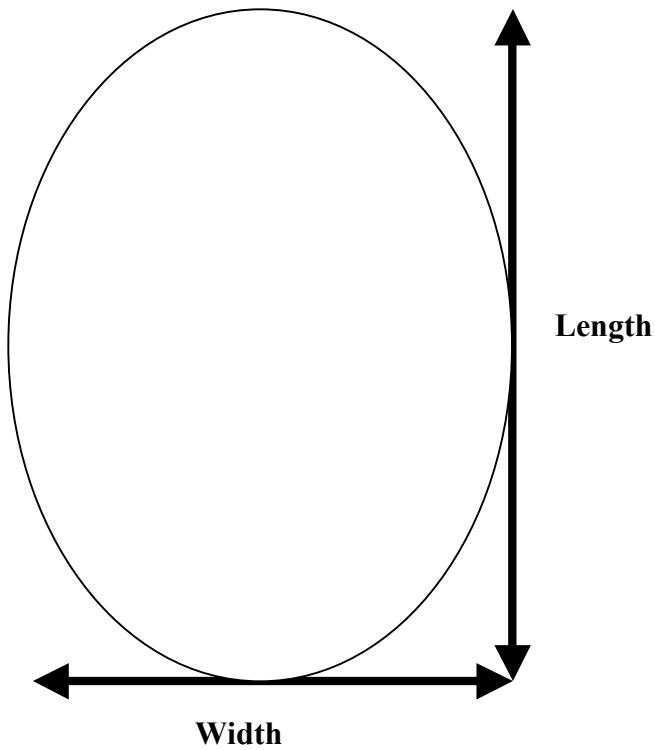
My name is Karen Dvornich
My dog's name is **Max**



Front track

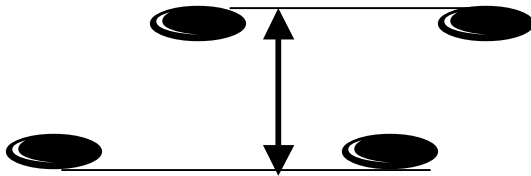


Rear track



Trail Width

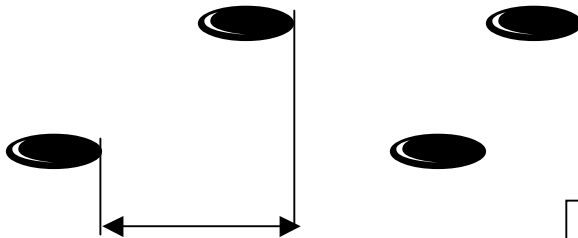
Measure the distance between the outside of one track (paw) to the outside of the opposite track.



Trail Width =

Step

The distance between the left and right (front or rear) tracks walking, not standing.



Step =

Pet Measurement Instructions

Track Length and Width:

Place a piece of white paper on the ground. Place your pet on the paper so the animal is standing on it.

Have someone hold the pet still and draw around the pet's left front and left rear paw. Take measurements from the drawing and write the measurements on the Track Sheet.

Draw what your pet's tracks would look like. (You can walk them in a few inches of snow, or let them get their feet wet and make them stand on a paper towel.)

Trail Width:

While your pet is standing still, measure the distance between the outside of the paws.

Step:

Option 1: Walk your pet outdoors in the snow. Draw a line across the tracks as shown in the diagram. Measure the distance between the two lines.

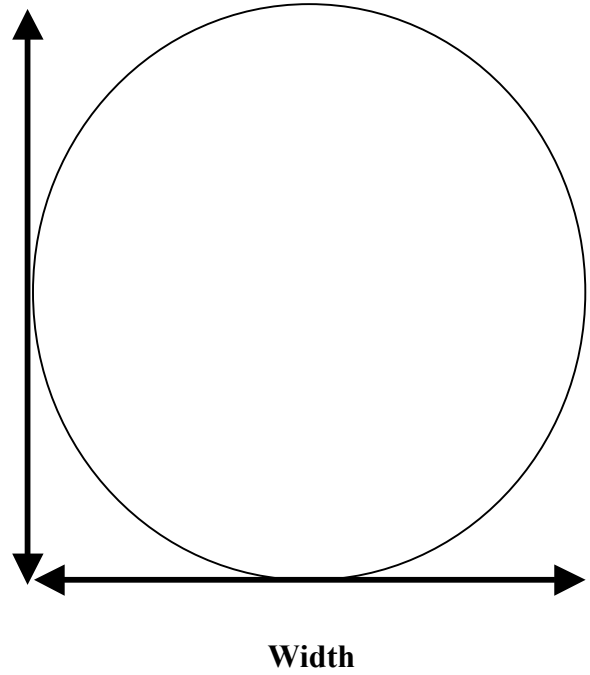
Option 2: While your pet is standing, measure the distance from the back of the left front paw to the toes of the left rear paw.

My Cat's Tracks

My name is Tim Knight
My cat's name is **Guy**



Front track



Rear track

